



BULLETIN

Issue 5: July 16th 2008

MVP top five at a glance

Pos	Player	County	Points
1	van Jaarsveld, Martin	Kent	381
2	Patel, Samit	Nottinghamshire	357
3	Arafat, Yasir	Kent	351
4	Bresnan, Timothy	Yorkshire	346
5	Mahmood, Azhar	Kent	315

Full Overall MVP 2008page 3

LVCC top five

Pos	Player	County	Points
1	van Jaarsveld, Martin	Kent	194
2	Bresnan, Timothy	Yorkshire	181
3	Harmison, Stephen	Durham	160
4	Blackwell, Ian	Somerset	158
5	Murtagh, Tim	Middlesex	157

LV MVP 2008page 4

Friends Provident top five

Pos	Player	County	Points
1	van Jaarsveld, Martin	Kent	153
2	Bopara, Ravinder	Essex	127
3	Patel, Samit	Nottinghamshire	119
4	Arafat, Yasir	Kent	116
5	Bresnan, Timothy	Yorkshire	103

Friends Provident MVP 2008page 5

Twenty20 top five

Pos	Player	County	Points
1	Napier, Graham	Essex	171
2	Hall, Andrew	Northamptonshire	139
3	Henderson, Tyrone	Middlesex	122
4	Mahmood, Azhar	Kent	121
5	McGrath, Anthony	Yorkshire	111

Twenty 20 MVP 2008page 6

County by County MVPpage 7

Domestic fixtures & About the MVPpage 8

Van Jaarsveld has treble chance



Martin van Jaarsveld is leading Kent's charge for an historic treble from the top of the PCA MVP.

The South African leads the overall MVP, the Friends Provident Trophy MVP and the LV County Championship MVP. Kent are going strong in these two competitions and the Twenty20 Cup.

Van Jaarsveld has 1455 runs including seven centuries, six wickets and 22 catches across all cricket.

Nottinghamshire's Samit Patel moves up to second in the overall rankings following his unbeaten 134 in the championship against Surrey and 3-33 in the NatWest Pro40 against Worcestershire. He now has 925 runs and 34 wickets overall.

Kent's Yasir Arafat is third after taking his season-wickets tally to 62 against Yorkshire where the Pakistani also scored 109 unbeaten runs.

Arafat leapfrogs Yorkshire's Tim Bresnan who has scored 472 runs and taken 57 wickets.

Azhar Mahmood is the third Kent player in the top five having turned the game against Yorkshire on its head by taking 6-55 in the first innings.


Essex all-rounder Ryan ten Doeschate is at number six. He has 821 runs and 45 wickets while team-mate Ravi Bopara is eighth with 1294 runs and 27 wickets.

The Essex pair are split by Yorkshire's Anthony McGrath who is the leading run scorer in the Twenty20 Cup.

Ryan McLaren was rested by Kent this week but hangs on to ninth while Northants captain Nicky Boje completes the top ten.

MVP Overall Game Average 2008

Pos	Player	County	Average
1	Sidebottom, Ryan	Notts	22
2	Broad, Stuart	Notts	20
3	Thorp, Callum	Durham	20
4	Bopara, Ravinder	Essex	18
5	Mascarenhas, Dimitri	Hampshire	17
6	Mushtaq, Saqlain	Surrey	17
7	Tomlinson, James	Hampshire	16
8	Patterson, Steven	Yorkshire	16
9	Smith, Greg	Leicestershire	15
10	Palladino, Antonio	Essex	15



MVP Overall Batting 2008

Pos	Player	County	Batting
1	van Jaarsveld, Martin	Kent	308
2	Rudolph, Jacques	Yorkshire	235
3	Ackerman, Hylton	Leicestershire	234
4	Denly, Joseph	Kent	231
5	McGrath, Anthony	Yorkshire	220
6	Di Venuto, Michael	Durham	214
7	Goodwin, Murray	Sussex	211
8	Bopara, Ravinder	Essex	210
9	Voges, Adam	Notts	207
10	Trescothick, Marcus	Somerset	206



MVP Overall Bowling 2008

Pos	Player	County	Bowling
1	Harmison, Stephen	Durham	262
2	Arafat, Yasir	Kent	253
3	Bresnan, Timothy	Yorkshire	250
4	Pattinson, Darren	Notts	249
5	McLaren, Ryan	Kent	232
6	Murtagh, Tim	Middlesex	228
7	Langeveldt, Charl	Derbyshire	209
8	Shreck, Charles	Notts	208
9	Malik, Nadeem	Leicestershire	200
10	Masters, David	Essex	198



MVP Overall Fielding 2008

Pos	Player	County	Fielding
1	Jones, Geraint	Kent	98
2	Read, Chris	Notts	86
3	Mustard, Philip	Durham	85
4	Brophy, Gerard	Yorkshire	85
5	Nixon, Paul	Leicestershire	74
6	Scott, Ben	Middlesex	71
7	Foster, James	Essex	69
8	Batty, Jonathan	Surrey	61
9	Sutton, Luke	Lancashire	58
10	O'Brien, Niall	Northants	57





Player Profile

Samit Patel



Nottinghamshire all-rounder Samit Patel is delighted to be the leading Englishman in the PCA MVP, a position that could see him rewarded with an England debut later this summer.

Patel has moved up to second in the rankings following his unbeaten 134 in the LV County Championship draw against Surrey and three wickets in the NatWest Pro40 win over Worcestershire.

Patel's fine form this season with bat and ball saw his inclusion in England's 30-man squad for September's ICC Champions Trophy in Pakistan where he could play alongside other highly ranked England players like Ravi Bopara.

"There are a lot of county cricketers out there and I know a few Englishmen like Ravi, Tim Bresnan and Anthony McGrath but there are not too many after that," said Patel.

Patel's innings against Surrey, which kept Notts top of the championship, came after they had been forced to follow on. He and Graeme Swann, who made 68 not out, added an

unbroken 165 for the seventh wicket to guide Notts to safety.

Despite the rearguard nature of the knock, Patel's innings came off just 158 deliveries as he applied his attacking instincts.

"I can't say I played a defensive innings against Surrey to be honest. I played my normal game, I didn't change anything," he added.

"I just backed myself to bat as long as I can and me and 'Swanny' said to each other, if we bat until 5 o'clock the game is over basically and that is what we did."

Patel is convinced Notts can continue their championship charge despite the regular absence of England bowlers Ryan Sidebottom and Stuart Broad.

"I said at the start of the season that if our bowlers stay fit we'll come close to winning it and to do it without Ryan and 'Broady' is going to be a great effort because they're two quality bowlers that we'll sadly miss.

"But everyone in the dressing room believes we can win it and that's half the battle."

MVP BREAKDOWN

Rankings 2008

Competition	Rank	Bat	Bowl	Field	Capt.	Wins	Pld	Pts	Av
overall	2	193.85	137.11	14	0	12	25	357	14.28
LV	17	101.15	22.47	5	0	3	8	132	16.45
FP	3	56.25	57.16	2	0	4	7	119	17.06
T20	20	35.07	47.89	4	0	4	9	91	10.11

Match by match breakdown

LV

Date	Opponents	Inns	Score	Runs	Balls	S/R	% of Total	Bat Pts	Overs	Md	Runs	Wkts	Pts	Econ	Bwl Pts	R/O	Ct	St	Fld Pts	Pld	Cap	Win	Total
11/07/08	Surrey	1	218	40	55	0.73	18.35	6	6.00	0	16	1	3	2	2	0	1	0	1	1	0	0	9
11/07/08	Surrey	2	372	134	158	0.85	36.02	30	-	-	-	-	-	-	-	-	-	-	-	-	-	-	30
29/06/08	Hampshire	1	354	8	22	0.36	2.26	1	19.00	1	57	2	7	3	6	-	-	-	-	1	0	1	8
29/06/08	Hampshire	2	189	65	83	0.78	34.39	18	3.00	0	29	0	0	9	0	-	-	-	-	-	-	-	16
06/06/08	Lancashire	1	304	39	51	0.76	12.83	8	5.00	2	4	0	0	0	3	-	-	-	-	1	0	0	11
06/06/08	Lancashire	2	-	-	-	-	-	-	19.33	3	56	2	8	2	8	-	-	-	-	-	-	-	8
20/05/08	Sussex	1	251	26	57	0.46	10.36	4	1.00	0	1	0	0	1	0	0	1	0	1	1	0	0	4
20/05/08	Sussex	2	212	11	21	0.52	5.19	2	5.00	2	10	0	0	2	0	-	-	-	-	-	-	-	1
14/05/08	Lancashire	1	202	74	71	1.04	36.63	19	-	-	-	-	-	-	-	0	1	0	1	1	0	1	21
14/05/08	Lancashire	2	-	-	-	-	-	-	-	-	-	-	-	-	-	-	-	-	-	-	-	-	0
07/05/08	Kent	1	202	39	90	0.43	19.31	6	7.33	2	23	1	2	3	1	-	-	-	-	1	0	0	7
07/05/08	Kent	2	279	1	5	0.20	0.36	0	4.33	1	19	0	0	4	0	-	-	-	-	-	-	-	0
30/04/08	Yorkshire	1	422	10	21	0.48	2.37	1	8.00	4	22	1	2	2	2	0	1	0	1	1	0	0	4
30/04/08	Yorkshire	2	-	-	-	-	-	-	-	-	-	-	-	-	-	-	-	-	-	-	-	-	0
16/04/08	Kent	1	434	54	111	0.49	12.44	7	1.00	0	8	0	0	8	0	0	1	0	1	1	0	1	7
16/04/08	Kent	2	-	-	-	-	-	-	-	-	-	-	-	-	-	-	-	-	-	-	-	-	0

FP

Date	Opponents	Inns	Score	Runs	Balls	S/R	% of Total	Bat Pts	Overs	Md	Runs	Wkts	Pts	Econ	Bwl Pts	R/O	Ct	St	Fld Pts	Pld	Cap	Win	Total
04/06/08	Durham	1	188	114	113	1.01	60.64	30.46	10.00	0	27	3	12	2	14	0	1	0	1	1	0	0.0	46
28/05/08	Leicestershire	1	-	-	-	-	-	-	6.00	0	32	3	14	5	13	-	-	-	-	1	0	0.0	13
26/05/08	Ireland	1	241	75	103	0.73	31.12	15.61	6.00	0	39	1	5	6	4	-	-	-	-	1	0	1.0	20
18/05/08	Warwickshire	1	121	5	13	0.38	4.13	0.91	6.00	0	19	3	11	3	10	0	1	0	1	1	0	0.0	12
11/05/08	Leicestershire	1	198	13	23	0.57	6.57	1.96	7.00	1	34	3	12	4	12	-	-	-	-	1	0	1.0	14
04/05/08	Northants	1	145	19	19	1.00	13.10	3.21	3.00	0	16	0	0	5	0	-	-	-	-	1	0	1.0	3
27/04/08	Ireland	1	217	28	74	0.38	12.90	4.09	4.00	0	22	1	3	5	2	-	-	-	-	1	0	1.0	7

T20

Date	Opponents	Inns	Score	Runs	Balls	S/R	% of Total	Bat Pts	Overs	Md	Runs	Wkts	Pts	Econ	Bwl Pts	R/O	Ct	St	Fld Pts	Pld	Cap	Win	Total
27/06/08	Yorkshire	1	136	18	17	1.06	13.24	3.12	4.00	0	24	0	0	6	0	-	-	-	-	1	0	0.0	2
25/06/08	Lancashire	1	132	14	13	1.08	10.61	2.46	4.00	0	24	2	9	6	8	-	-	-	-	1	0	0.0	10
24/06/08	Leicestershire	1	126	5	9	0.56	3.97	0.90	2.00	0	12	0	0	6	0	-	-	-	-	1	0	0.0	0
22/06/08	Lancashire	1	151	31	20	1.55	20.53	8.15	4.00	0	28	0	0	7	0	-	-	-	-	1	0	0.0	7
20/06/08	Derbyshire	1	116	11	11	1.00	9.48	2.05	3.00	0	16	0	0	5	2	0	1	0	1	1	0	1.0	6
19/06/08	Leicestershire	1	-	-	-	-	-	-	4.00	0	21	2	9	5	11	1	0	0	1	1	0	1.0	13
16/06/08	Derbyshire	1	144	5	7	0.71	3.47	0.85	4.00	0	22	3	14	5	16	0	1	0	1	1	0	0.0	18
14/06/08	Durham	1	166	56	45	1.24	33.73	13.97	2.00	0	16	1	3	8	2	-	-	-	-	1	0	1.0	17
13/06/08	Yorkshire	1	143	21	14	1.50	14.69	3.57	2.00	0	24	2	10	12	8	0	1	0	1	1	0	1.0	14



Overall MVP Points 2008 (as of 16th July)

Pos	Player	County	Batting	Bowling	Field	Capt.	Wins	Pld	Pts	Average
1	van Jaarsveld, Martin	Kent	307.86	30.64	25	2	15	26	381	14.63
2	Patel, Samit	Nottinghamshire	193.85	137.11	14	0	12	25	357	14.28
3	Arafat, Yasir	Kent	76.06	253.38	5	0	17	27	351	13.02
4	Bresnan, Timothy	Yorkshire	68.15	250.29	15	0	13	27	346	12.81
5	Mahmood, Azhar	Kent	135.86	159.04	5	0	15	25	315	12.60
6	ten Doeschate, Ryan	Essex	137.84	146.30	12	0	17	28	312	11.15
7	McGrath, Anthony	Yorkshire	220.46	66.13	11	2	13	27	312	11.56
8	Bopara, Ravinder	Essex	209.90	79.33	7	0	9	17	306	17.98
9	McLaren, Ryan	Kent	45.27	231.94	13	0	14	25	304	12.17
10	Boje, Nico	Northants	98.31	164.06	11	12	12	24	297	12.38
11	Harmison, Stephen	Durham	17.90	262.27	1	0	13	22	294	13.35
12	Allenby, James	Leicestershire	121.24	146.94	8	0	9	25	286	11.42
13	Murtagh, Tim	Middlesex	36.11	227.77	6	0	14	25	284	11.35
14	Pattinson, Darren	Nottinghamshire	13.32	248.71	5	0	11	20	278	13.90
15	Rudolph, Jacques	Yorkshire	234.75	-1.93	18	0	13	27	263	9.75
16	Denly, Joseph	Kent	231.45	-0.82	14	0	17	28	262	9.34
17	Carter, Neil	Warwickshire	90.67	153.98	4	0	11	24	259	10.80
18	Ali, Kabir	Worcestershire	55.63	195.70	2	0	5	21	259	12.32
19	Blackwell, Ian	Somerset	143.68	97.08	6	0	8	21	255	12.13
20	Di Venuto, Michael	Durham	213.80	0.00	22	1	16	25	252	10.09
21	Ackerman, Hylton	Leicestershire	234.02	0.00	10	0	8	24	252	10.50
22	Mascarenhas, Dimitri	Hampshire	63.91	179.20	0	3	5	15	251	16.74
23	Mustard, Philip	Durham	149.69	0.00	85	0	16	26	250	9.62
24	Langeveldt, Charl	Derbyshire	28.37	209.25	5	0	7	19	250	13.15
25	Trott, Jonathan	Warwickshire	186.74	34.64	15	0	11	25	246	9.86
26	Napier, Graham	Essex	95.65	132.40	6	0	12	19	246	12.92
27	Masters, David	Essex	24.80	197.92	4	0	15	26	242	9.30
28	Voges, Adam	Nottinghamshire	206.79	0.87	22	0	12	25	242	9.67
29	Benkenstein, Dale	Durham	197.78	4.51	7	14	15	24	238	9.91
30	Prior, Matthew	Sussex	197.82	0.00	35	0	4	22	237	10.76
31	Wagg, Graham	Derbyshire	58.14	163.64	8	0	7	22	237	10.76
32	Read, Chris	Nottinghamshire	125.73	0.00	86	12	12	25	236	9.43
33	Nixon, Paul	Leicestershire	143.60	0.00	73	9	9	25	234	9.38
34	Afzaal, Usman	Surrey	188.90	33.05	6	0	5	26	233	8.96
35	Trescothick, Marcus	Somerset	206.35	0.00	16	1	8	22	231	10.52
36	Trego, Peter	Somerset	120.47	96.59	6	0	7	19	230	12.11
37	Stevens, Darren	Kent	141.41	56.29	13	0	17	28	228	8.13
38	Foster, James	Essex	139.73	0.00	69	2	17	27	227	8.40
39	Botha, Anthony	Warwickshire	52.40	144.67	18	1	11	25	227	9.07
40	Brophy, Gerard	Yorkshire	126.22	0.00	85	0	13	27	224	8.29
41	Solanki, Vikram	Worcestershire	192.91	5.05	10	8	8	25	224	8.94
42	Shreck, Charles	Nottinghamshire	1.74	208.21	4	0	9	20	223	11.15
43	Goodwin, Murray	Sussex	210.71	0.00	4	0	4	23	219	9.51
44	Malik, Nadeem	Leicestershire	7.36	200.02	2	0	8	24	218	9.07
45	Udal, Shaun	Middlesex	73.02	124.34	5	0	14	24	217	9.03
46	Lumb, Michael	Hampshire	181.82	0.00	18	0	10	25	209	8.37
47	Mahmood, Sajid	Lancashire	10.99	185.10	4	0	9	21	209	9.96
48	Henderson, Claude	Leicestershire	34.27	161.13	5	0	9	25	209	8.36
49	Hall, Andrew	Northants	75.72	113.13	9	0	9	16	207	12.92
50	White, Robert	Northants	184.82	0.00	8	0	12	25	205	8.21
51	O'Brien, Niall	Northants	136.40	0.00	56	0	12	23	205	8.90
52	Tredwell, James	Kent	42.05	132.92	12	0	17	28	204	7.28
53	Willoughby, Charl	Somerset	5.46	185.09	5	0	8	19	204	10.71
54	Flintoff, Andrew	Lancashire	62.91	121.62	11	0	8	14	204	14.54
55	Langer, Justin	Somerset	179.38	-0.10	10	7	7	21	203	9.68
56	Gale, Andrew	Yorkshire	183.20	-0.30	6	0	13	27	201	7.46
57	Rashid, Adil	Yorkshire	53.96	120.92	12	0	12	25	198	7.94
58	Martin-Jenkins, Robin	Sussex	57.21	131.29	5	0	4	22	197	8.98
59	van der Wath, Johannes	Northants	26.10	157.75	5	0	9	18	197	10.97
60	Morgan, Eoin	Middlesex	164.47	0.00	19	0	14	24	197	8.22

Last month's standings

1	Bresnan, Timothy	Yorkshire	304
2	Arafat, Yasir	Kent	283
3	Patel, Samit	Notts	277
4	McLaren, Ryan	Kent	267
5	McGrath, Anthony	Yorkshire	260
6	Mahmood, Azhar	Kent	258
7	Boje, Nico	Northants	257
8	Allenby, James	Leics	256
9	Bopara, Ravinder	Essex	253
10	ten Doeschate, Ryan	Essex	251
11	van Jaarsveld, Martin	Kent	249
12	Ackerman, Hylton	Leics	245
13	Carter, Neil	Warwickshire	243
14	Blackwell, Ian	Somerset	236
15	Harmison, Stephen	Durham	232
16	Murtagh, Tim	Middlesex	226
17	Rudolph, Jacques	Yorkshire	223
18	Prior, Matthew	Sussex	223
19	Trott, Jonathan	Warwickshire	220
20	Pattinson, Darren	Notts	220
21	Trescothick, Marcus	Somerset	220
22	Read, Chris	Notts	218
23	Di Venuto, Michael	Durham	215
24	Mustard, Philip	Durham	215
25	Nixon, Paul	Leics	214
26	Afzaal, Usman	Surrey	213
27	Botha, Anthony	Warwickshire	208
28	Udal, Shaun	Middlesex	208
29	Voges, Adam	Notts	207
30	Masters, David	Essex	207
31	Denly, Joseph	Kent	205
32	Langer, Justin	Somerset	203
33	Goodwin, Murray	Sussex	202
34	Benkenstein, Dale	Durham	202
35	Trego, Peter	Somerset	201
36	Shreck, Charles	Notts	201
37	Ali, Kabir	Worcs	200
38	Langeveldt, Charl	Derbyshire	200
39	Hall, Andrew	Northants	197
40	Wagg, Graham	Derbyshire	194
41	Willoughby, Charl	Somerset	190
42	Napier, Graham	Essex	189
43	Malik, Nadeem	Leics	186
44	Brophy, Gerard	Yorkshire	185
45	Foster, James	Essex	185
46	Lumb, Michael	Hampshire	185
47	Solanki, Vikram	Worcs	185
48	Mascarenhas, Dimitri	Hampshire	184
49	Henderson, Claude	Leics	183
50	Ealham, Mark	Notts	182
51	Yardy, Michael	Sussex	178
52	Martin-Jenkins, Robin	Sussex	177
53	O'Brien, Niall	Northants	176
54	Croft, Steven	Lancashire	175
55	Gallian, Jason	Essex	174
56	Stevens, Darren	Kent	173
57	Kieswetter, Craig	Somerset	170
58	Pyrah, Richard	Yorkshire	169
59	Ervine, Sean	Hampshire	168
60	White, Robert	Northants	168



Overall LVCC Points 2008 (as of 16th July)

Pos	Player	County	Batting	Bowling	Field	Capt.	Wins	Pld	Pts	Average
1	van Jaarsveld, Martin	Kent	143.75	31.54	15	1	3	8	194	24.29
2	Bresnan, Timothy	Yorkshire	43.18	130.95	5	0	2	8	181	22.64
3	Harmison, Stephen	Durham	12.96	144.03	0	0	3	7	160	22.86
4	Blackwell, Ian	Somerset	85.48	68.49	2	0	2	7	158	22.57
5	Murtagh, Tim	Middlesex	20.64	131.08	3	0	2	8	157	19.57
6	Bopara, Ravinder	Essex	101.67	48.06	4	0	2	7	156	22.30
7	Pattinson, Darren	Nottinghamshire	9.27	142.85	1	0	3	6	156	26.02
8	Mushtaq, Saqlain	Surrey	17.49	135.16	2	0	0	8	155	19.33
9	Prior, Matthew	Sussex	132.31	0.00	18	0	1	8	151	18.91
10	Boje, Nico	Northants	65.96	72.83	5	2	2	7	148	21.08
11	McLaren, Ryan	Kent	28.73	112.79	3	0	2	7	147	20.93
12	Mascarenhas, Dimitri	Hampshire	41.33	103.08	0	1	1	7	146	20.92
13	Rudolph, Jacques	Yorkshire	129.52	-1.13	13	0	2	8	143	17.92
14	Tomlinson, James	Hampshire	14.72	122.37	2	0	1	8	142	17.51
15	Langeveldt, Charl	Derbyshire	18.84	114.28	2	0	1	6	136	22.72
16	Mahmood, Sajid	Lancashire	10.53	116.34	3	0	3	8	133	16.61
17	Patel, Samit	Nottinghamshire	101.15	22.47	5	0	3	8	132	16.45
18	Trott, Jonathan	Warwickshire	90.53	31.34	7	0	2	8	131	16.43
19	Shreck, Charles	Nottinghamshire	0.75	125.50	2	0	3	8	131	16.41
20	ten Doeschate, Ryan	Essex	56.78	67.58	3	0	3	8	130	16.24
21	Trescothick, Marcus	Somerset	117.24	0.00	10	0	2	7	129	18.46
22	Read, Chris	Nottinghamshire	81.83	0.00	40	3	3	8	128	15.98
23	Willoughby, Charl	Somerset	4.10	118.44	1	0	2	7	126	17.93
24	Arafat, Yasir	Kent	44.78	76.30	1	0	3	7	125	17.87
25	Horton, Paul	Lancashire	114.80	0.00	6	0	3	8	124	15.47
26	Thorp, Callum	Durham	11.61	107.87	2	0	2	4	123	30.87
27	Ali, Kabir	Worcestershire	24.34	96.65	0	0	2	7	123	17.63
28	Di Venuto, Michael	Durham	109.31	0.00	10	0	3	7	122	17.47
29	Swann, Graeme	Nottinghamshire	44.95	65.28	10	0	2	6	122	20.37
30	Trego, Peter	Somerset	54.94	63.19	1	0	1	5	120	24.03
31	Rashid, Adil	Yorkshire	35.36	76.89	5	0	2	8	119	14.91
32	Mahmood, Azhar	Kent	44.07	69.66	4	0	1	5	119	23.75
33	Wagg, Graham	Derbyshire	32.61	82.08	2	0	2	7	119	16.96
34	McGrath, Anthony	Yorkshire	74.94	35.36	4	2	2	8	118	14.79
35	Brown, Michael	Hampshire	111.54	0.00	3	0	1	8	116	14.44
36	Hoggard, Matthew	Yorkshire	9.26	100.76	1	0	2	6	113	18.84
37	Martin-Jenkins, Robin	Sussex	37.52	74.38	0	0	1	8	113	14.11
38	Tremlett, Christopher	Hampshire	32.42	77.00	2	0	1	7	112	16.06
39	Afzaal, Usman	Surrey	84.43	18.13	4	0	0	8	107	13.32
40	Ackerman, Hylton	Leicestershire	98.09	0.00	6	0	2	8	106	13.26



LVCC Tables

Division 1						
	M	W	L	D	Ded	Pts
Nottinghamshire	8	3	2	3	0	98.0
Lancashire	8	3	1	4	0	97.0
Kent	8	3	2	3	0	96.0
Durham	7	3	2	2	0	85.0
Yorkshire	8	2	3	3	0	85.0
Somerset	7	2	1	4	0	83.0
Sussex	8	1	2	5	0	73.0
Surrey	8	0	2	6	0	73.0
Hampshire	8	1	3	4	0	68.0

Division 2						
	M	W	L	D	Ded	Pts
Warwickshire	8	2	0	6	0	104.0
Middlesex	8	2	2	4	0	91.0
Essex	8	3	3	2	0	89.0
Leicestershire	8	2	1	5	0	86.0
Northamptonshire	8	2	2	4	0	86.0
Worcestershire	8	2	1	5	3	83.0
Derbyshire	8	2	2	4	4	77.0
Gloucestershire	7	0	2	5	0	59.0
Glamorgan	7	1	3	3	0	55.0

LVCC Game Average 2008

Pos	Player	County	Average
1	Thorp, Callum	Durham	31
2	Sidebottom, Ryan	Notts	28
3	Adams, Andre	Notts	27
4	Onions, Graham	Durham	27
5	Chapple, Glen	Lancashire	26
6	Anderson, James	Lancashire	26
7	Pattinson, Darren	Notts	26
8	Broad, Stuart	Notts	25
9	van Jaarsveld, Martin	Kent	24
10	Trego, Peter	Somerset	24



LVCC Batting 2008

Pos	Player	County	Batting
1	van Jaarsveld, Martin	Kent	144
2	Prior, Matthew	Sussex	132
3	Rudolph, Jacques	Yorkshire	130
4	Trescothick, Marcus	Somerset	117
5	Horton, Paul	Lancashire	115
6	Brown, Michael	Hampshire	112
7	Di Venuto, Michael	Durham	109
8	Bopara, Ravinder	Essex	102
9	Patel, Samit	Notts	101
10	Gale, Andrew	Yorkshire	100



LVCC Bowling 2008

Pos	Player	County	Bowling
1	Harmison, Stephen	Durham	144
2	Pattinson, Darren	Notts	143
3	Mushtaq, Saqlain	Surrey	135
4	Murtagh, Tim	Middlesex	131
5	Bresnan, Timothy	Yorkshire	131
6	Shreck, Charles	Notts	126
7	Tomlinson, James	Hampshire	122
8	Willoughby, Charl	Somerset	118
9	Mahmood, Sajid	Lancashire	116
10	Langeveldt, Charl	Derbyshire	114



LVCC Fielding 2008

Pos	Player	County	Fielding
1	Jones, Geraint	Kent	51
2	Sutton, Luke	Lancashire	48
3	Mustard, Philip	Durham	41
4	Batty, Jonathan	Surrey	40
5	Read, Chris	Notts	40
6	Pothas, Nic	Hampshire	37
7	Brophy, Gerard	Yorkshire	36
8	Kieswetter, Craig	Somerset	34
9	Davies, Steven	Worcestershire	33
10	Scott, Ben	Middlesex	28





Overall Friends Provident Points 2008 (as of 16th July)

Pos	Player	County	Batting	Bowling	Field	Capt.	Wins	Pld	Pts	Average
1	van Jaarsveld, Martin	Kent	143.26	-0.90	4	1	6	8	153	19.17
2	Bopara, Ravinder	Essex	94.14	25.72	2	0	5	8	127	15.86
3	Patel, Samit	Nottinghamshire	56.25	57.16	2	0	4	7	119	17.06
4	Arafat, Yasir	Kent	5.61	101.46	2	0	7	9	116	12.90
5	Bresnan, Timothy	Yorkshire	14.48	78.83	5	0	5	10	103	10.33
6	Hogg, Kyle	Lancashire	37.08	57.89	0	0	2	6	97	16.16
7	ten Doeschate, Ryan	Essex	55.22	30.57	5	0	6	9	97	10.75
8	Di Venuto, Michael	Durham	80.43	0.00	7	1	6	10	94	9.44
9	Harmison, Stephen	Durham	4.93	80.44	1	0	6	10	92	9.24
10	Nixon, Paul	Leicestershire	45.23	0.00	37	5	5	8	92	11.53
11	Spearman, Craig	Gloucestershire	82.28	0.00	1	0	4	7	87	12.47
12	McGrath, Anthony	Yorkshire	50.20	24.42	3	0	5	10	83	8.26
13	Allenby, James	Leicestershire	28.25	45.78	3	0	5	8	82	10.25
14	Ackerman, Hylton	Leicestershire	74.39	0.00	2	0	5	8	81	10.17
15	Afzaal, Usman	Surrey	72.99	2.79	1	0	3	8	80	9.97
16	Pettini, Mark	Essex	64.48	0.00	3	6	6	9	79	8.83
17	Denly, Joseph	Kent	68.86	0.00	3	0	7	9	79	8.76
18	Solanki, Vikram	Worcestershire	68.52	0.00	2	3	3	7	77	10.93
19	Benkenstein, Dale	Durham	55.81	5.24	5	5	5	9	76	8.45
20	Mustard, Philip	Durham	36.84	0.00	33	0	6	10	76	7.58
21	Benning, James	Surrey	61.99	5.37	5	0	3	8	75	9.42
22	Foster, James	Essex	39.19	0.00	30	0	6	9	75	8.35
23	O'Brien, Kevin	Ireland	26.52	42.43	5	0	1	7	75	10.71
24	Mahmood, Azhar	Kent	29.03	37.69	1	0	7	9	75	8.30
25	Pyrah, Richard	Yorkshire	6.45	54.46	8	0	5	10	74	7.39
26	McLaren, Ryan	Kent	7.74	56.62	4	0	5	7	73	10.48
27	Peters, Stephen	Northants	64.75	0.00	3	0	4	6	72	11.96
28	Breese, Gareth	Durham	16.60	45.11	3	0	6	10	71	7.07
29	Harmison, Ben	Durham	28.99	33.61	1	0	6	9	70	7.73
30	Langeveldt, Charl	Derbyshire	8.27	57.95	0	0	3	6	69	11.54
31	Rudolph, Jacques	Yorkshire	60.37	-0.80	4	0	5	10	69	6.86
32	Gough, Darren	Yorkshire	0.15	54.18	3	5	5	9	67	7.48
33	Gallian, Jason	Essex	61.19	0.00	1	0	5	8	67	8.40
34	Butcher, Mark	Surrey	56.59	0.00	4	3	3	6	67	11.10
35	Carter, Neil	Warwickshire	8.95	55.52	0	0	2	6	66	11.08
36	Gale, Andrew	Yorkshire	60.34	0.00	0	0	5	10	65	6.53
37	Langer, Justin	Somerset	57.53	0.00	3	2	2	6	65	10.75
38	Nel, Dewald	Scotland	4.94	56.15	1	0	1	7	63	9.01
39	Magoffin, Steve	Worcestershire	6.30	52.79	1	0	3	7	63	9.01
40	Blain, John	Scotland	10.88	48.01	3	0	1	7	63	8.99



Friends Provident Tables

South West Division

	M	W	L	T	NR	Pts
Gloucestershire	8	4	1	0	3	11
Somerset	8	3	2	0	3	9
Worcestershire	8	3	3	0	2	8
Hampshire	8	3	4	0	1	7
Glamorgan	8	1	4	0	3	5

Midlands

	M	W	L	T	NR	Pts
Leicestershire	8	5	2	0	1	11
Nottinghamshire	8	4	2	0	2	10
Northamptonshire	8	4	2	0	2	10
Warwickshire	8	2	4	0	2	6
Ireland	8	1	6	0	1	3

South East


	M	W	L	T	NR	Pts
Kent	8	5	2	0	1	11
Essex	8	4	3	0	1	9
Middlesex	8	3	3	0	2	8
Surrey	8	3	4	0	1	7
Sussex	8	1	4	0	3	5

North

	M	W	L	T	NR	Pts
Durham	8	5	3	0	0	10
Yorkshire	8	4	2	0	2	10
Derbyshire	8	3	2	0	3	9
Lancashire	8	3	3	0	2	8
Scotland	8	1	6	0	1	3

Friends Provident Game Average 2008

Pos	Player	County	Average
1	Dexter, Neil	Kent	26
2	van Jaarsveld, Martin	Kent	19
3	Patel, Samit	Notts	17
4	Hogg, Kyle	Lancashire	16
5	Bopara, Ravinder	Essex	16
6	Flintoff, Andrew	Lancashire	15
7	Mascarenhas, Dimitri	Hampshire	15
8	van der Wath, Johannes	Northants	14
9	Smith, Tom	Lancashire	14
10	Patterson, Steven	Yorkshire	13



Friends Provident Batting 2008

Pos	Player	County	Batting
1	van Jaarsveld, Martin	Kent	143
2	Bopara, Ravinder	Essex	94
3	Spearman, Craig	Gloucestershire	82
4	Di Venuto, Michael	Durham	80
5	Ackerman, Hylton	Leicestershire	74
6	Afzaal, Usman	Surrey	73
7	Denly, Joseph	Kent	69
8	Solanki, Vikram	Worcestershire	69
9	Peters, Stephen	Northants	65
10	Pettini, Mark	Essex	64




Friends Provident Bowling 2008

Pos	Player	County	Bowling
1	Arafat, Yasir	Kent	101
2	Harmison, Stephen	Durham	80
3	Bresnan, Timothy	Yorkshire	79
4	Kruger, Garnett	Leicestershire	58
5	Langeveldt, Charl	Derbyshire	58
6	Hogg, Kyle	Lancashire	58
7	Patel, Samit	Notts	57
8	McLaren, Ryan	Kent	57
9	Nel, Dewald	Scotland	56
10	Carter, Neil	Warwickshire	56



Friends Provident Fielding 2008

Pos	Player	County	Fielding
1	Nixon, Paul	Leicestershire	37
2	Mustard, Philip	Durham	33
3	Foster, James	Essex	30
4	Jones, Geraint	Kent	24
5	Brophy, Gerard	Yorkshire	23
6	O'Brien, Niall	Northants	17
7	Read, Chris	Notts	17
8	Scott, Ben	Middlesex	14
9	Prior, Matthew	Sussex	14
10	Wilson, Gary	Ireland	13





Overall Twenty20 Points 2008 (as of 16th July)

Pos	Player	County	Batting	Bowling	Field	Capt.	Wins	Pld	Pts	Average
1	Napier, Graham	Essex	76.53	80.65	6	0	8	11	171	15.52
2	Hall, Andrew	Northants	50.14	81.85	2	0	5	9	139	15.44
3	Henderson, Tyrone	Middlesex	41.06	67.33	5	0	9	10	122	12.24
4	Mahmood, Azhar	Kent	62.76	51.69	0	0	7	11	121	11.04
5	McGrath, Anthony	Yorkshire	95.32	6.35	4	0	6	9	111	12.35
6	Arafat, Yasir	Kent	25.68	75.63	2	0	7	11	110	10.03
7	Allenby, James	Leicestershire	49.00	57.00	1	0	2	9	109	12.11
8	Razaq, Abdul	Surrey	41.09	63.27	0	0	2	9	106	11.82
9	Botha, Anthony	Warwickshire	14.31	75.51	7	1	7	11	104	9.48
10	Denly, Joseph	Kent	87.61	0.00	6	0	7	11	101	9.15
11	Smith, Dwayne	Sussex	38.28	55.77	4	0	2	10	100	10.01
12	Malan, David	Middlesex	82.84	4.90	4	0	8	10	100	9.97
13	Vincent, Lou	Lancashire	81.01	0.00	10	0	6	10	97	9.70
14	Ali, Kabir	Worcestershire	24.63	65.94	2	0	2	8	95	11.82
15	Goodwin, Murray	Sussex	90.17	0.00	2	0	2	10	94	9.42
16	Udal, Shaun	Middlesex	28.50	51.40	4	0	9	11	93	8.45
17	Carter, Neil	Warwickshire	53.91	30.26	2	0	7	11	93	8.43
18	Trescothick, Marcus	Somerset	82.38	0.00	6	0	3	8	91	11.42
19	Hinds, Wavell	Derbyshire	68.01	19.20	1	0	3	10	91	9.12
20	Patel, Samit	Nottinghamshire	35.07	47.89	4	0	4	9	91	10.11
21	du Plessis, Francois	Lancashire	46.59	34.38	4	0	6	11	91	8.27
22	Mustard, Philip	Durham	72.87	0.00	11	0	7	9	90	10.04
23	Foster, James	Essex	63.41	0.00	16	2	8	11	89	8.08
24	Kaneria, Danish	Essex	4.06	75.53	1	0	8	11	88	8.01
25	Boje, Nico	Northants	25.22	46.02	4	6	6	11	87	7.93
26	Pollock, Shaun	Durham	10.66	67.03	3	0	7	9	87	9.69
27	Louw, Johann	Northants	10.45	61.83	8	0	6	11	86	7.84
28	Smith, Greg	Derbyshire	80.13	0.00	3	0	3	10	86	8.61
29	ten Doeschate, Ryan	Essex	25.84	48.16	4	0	8	11	86	7.77
30	McLaren, Ryan	Kent	8.80	62.54	6	0	7	11	84	7.67
31	Voges, Adam	Nottinghamshire	75.56	-2.23	7	0	4	9	84	9.37
32	Lumb, Michael	Hampshire	74.16	0.00	4	0	6	10	84	8.37
33	Pyrah, Richard	Yorkshire	2.76	68.35	7	0	6	9	84	9.29
34	Tredwell, James	Kent	0.99	70.11	5	0	7	11	83	7.55
35	Salisbury, Ian	Warwickshire	2.68	67.86	6	0	7	10	83	8.30
36	Murtagh, Tim	Middlesex	4.09	64.78	2	0	9	11	80	7.26
37	Masters, David	Essex	7.23	62.06	3	0	8	11	80	7.25
38	Carberry, Michael	Hampshire	66.23	0.00	6	0	6	10	78	7.77
39	Morgan, Eoin	Middlesex	59.60	0.00	8	0	9	11	77	6.96
40	Harvey, Ian	Hampshire	35.98	32.00	3	0	5	9	76	8.44



Twenty20 Tables

North

	M	W	L	T	NR	Pts
Durham (Q)	10	6	1	1	2	15
Lancashire (Q)	10	6	3	0	1	13
Yorkshire	10	5	3	1	1	10*
Nottinghamshire	10	4	5	0	1	9
Derbyshire	10	3	7	0	0	6
Leicestershire	10	2	7	0	1	5

*Yorkshire deducted 2 points

South

	M	W	L	T	NR	Pts
Middlesex (Q)	10	8	2	0	0	16
Essex (Q)	10	6	3	1	0	13
Kent (Q)	10	6	4	0	0	12
Hampshire	10	5	4	1	0	11
Sussex	10	2	8	0	0	4
Surrey	10	2	8	0	0	4

Midlands/West/Wales

	M	W	L	T	NR	Pts
Warwickshire (Q)	10	6	1	1	2	15
Northamptonshire (Q)	10	6	3	0	1	13
Glamorgan (Q)	10	3	3	0	4	10
Somerset	10	3	4	0	3	9
Worcestershire	10	3	6	0	1	7
Gloucestershire	10	1	5	1	3	6

Twenty20 Game Average 2008

Pos	Player	County	Average
1	Collingwood, Paul	Durham	30
2	Pietersen, Kevin	Hampshire	19
3	Napier, Graham	Essex	16
4	Hall, Andrew	Northants	15
5	McGrath, Anthony	Yorkshire	12
6	Henderson, Tyrone	Middlesex	12
7	Bell, Ian	Warwickshire	12
8	Mushtaq, Saqlain	Surrey	12
9	Allenby, James	Leicestershire	12
10	Razaq, Abdul	Surrey	12



Twenty20 Batting 2008

Pos	Player	County	Batting
1	McGrath, Anthony	Yorkshire	95
2	Goodwin, Murray	Sussex	90
3	Denly, Joseph	Kent	88
4	Malan, David	Middlesex	83
5	Trescothick, Marcus	Somerset	82
6	Vincent, Lou	Lancashire	81
7	Smith, Greg	Derbyshire	80
8	Napier, Graham	Essex	77
9	Voges, Adam	Nottinghamshire	76
10	Lumb, Michael	Hampshire	74



Twenty20 Bowling 2008

Pos	Player	County	Bowling
1	Hall, Andrew	Northants	82
2	Napier, Graham	Essex	81
3	Arafat, Yasir	Kent	76
4	Kaneria, Danish	Essex	76
5	Botha, Anthony	Warwickshire	76
6	Tredwell, James	Kent	70
7	Pyrah, Richard	Yorkshire	68
8	Salisbury, Ian	Warwickshire	68
9	Henderson, Tyrone	Middlesex	67
10	Pollock, Shaun	Durham	67



Twenty20 Fielding 2008

Pos	Player	County	Fielding
1	Scott, Ben	Middlesex	29
2	Cross, Gareth	Lancashire	28
3	Brophy, Gerard	Yorkshire	26
4	Read, Chris	Nottinghamshire	24
5	Jones, Geraint	Kent	23
6	Frost, Tony	Warwickshire	18
7	Pothas, Nic	Hampshire	17
8	Foster, James	Essex	16
9	O'Brien, Niall	Northants	15
10	Nixon, Paul	Leicestershire	15





Derbyshire

Pos	Player	Points
1	Langeveldt, Charl	250
2	Wagg, Graham	237
3	Clarke, Rikki	171
4	Pipe, James	162
5	Clare, Jonathan	137
6	Rogers, Chris	120



Durham

Pos	Player	Points
1	Harmison, Stephen	294
2	Di Venuto, Michael	252
3	Mustard, Philip	250
4	Benkenstein, Dale	238
5	Thorp, Callum	179
6	Harmison, Ben	144



Essex

Pos	Player	Points
1	ten Doeschate, Ryan	312
2	Bopara, Ravinder	306
3	Napier, Graham	246
4	Masters, David	242
5	Foster, James	227
6	Kaneria, Danish	195



Glamorgan

Pos	Player	Points
1	Croft, Robert	173
2	Dalrymple, James	152
3	Hemp, David	150
4	Harrison, David	129
5	Wharf, Alex	123
6	Powell, Michael	115



Gloucestershire

Pos	Player	Points
1	Taylor, Chris	169
2	North, Marcus	166
3	Lewis, Jon	166
4	Marshall, Hamish	166
5	Hardinges, Mark	164
6	Spearman, Craig	120



Hampshire

Pos	Player	Points
1	Mascarenhas, Dimitri	251
2	Lumb, Michael	209
3	Brown, Michael	179
4	Ervine, Sean	178
5	Lamb, Greg	176
6	Tremlett, Christopher	161



Kent

Pos	Player	Points
1	van Jaarsveld, Martin	381
2	Arafat, Yasir	351
3	Mahmood, Azhar	315
4	McLaren, Ryan	304
5	Denly, Joseph	262
6	Stevens, Darren	228



Lancashire

Pos	Player	Points
1	Mahmood, Sajid	209
2	Flintoff, Andrew	204
3	Croft, Steven	191
4	Hogg, Kyle	165
5	Law, Stuart	164
6	du Plessis, Francois	164



Leicestershire

Pos	Player	Points
1	Allenby, James	286
2	Ackerman, Hylton	252
3	Nixon, Paul	234
4	Malik, Nadeem	218
5	Henderson, Claude	209
6	du Preez, Dillon	139



Middlesex

Pos	Player	Points
1	Murtagh, Tim	284
2	Udal, Shaun	217
3	Morgan, Eoin	197
4	Scott, Ben	162
5	Joyce, Ed	160
6	Malan, David	135



Northamptonshire

Pos	Player	Points
1	Boje, Nico	297
2	Hall, Andrew	207
3	White, Robert	205
4	O'Brien, Niall	205
5	van der Wath, Johannes	197
6	Klusener, Lance	189



Nottinghamshire

Pos	Player	Points
1	Patel, Samit	357
2	Pattinson, Darren	278
3	Voges, Adam	242
4	Read, Chris	236
5	Shreck, Charles	223
6	Ealham, Mark	186



Somerset

Pos	Player	Points
1	Blackwell, Ian	255
2	Trescothick, Marcus	231
3	Trego, Peter	230
4	Willoughby, Charl	204
5	Langer, Justin	203
6	Kieswetter, Craig	183



Surrey

Pos	Player	Points
1	Afzaal, Usman	233
2	Newman, Scott	190
3	Mushtaq, Saqlain	184
4	Batty, Jonathan	178
5	Butcher, Mark	162
6	Nicholson, Matthew	162



Sussex

Pos	Player	Points
1	Prior, Matthew	237
2	Goodwin, Murray	219
3	Martin-Jenkins, Robin	197
4	Yardy, Michael	186
5	Adams, Chris	123
6	Smith, Dwayne	100



Warwickshire

Pos	Player	Points
1	Carter, Neil	259
2	Trott, Jonathan	246
3	Botha, Anthony	227
4	Frost, Tony	150
5	Salisbury, Ian	134
6	Maddy, Darren	133



Worcestershire

Pos	Player	Points
1	Ali, Kabir	259
2	Solanki, Vikram	224
3	Mitchell, Daryl	178
4	Magoffin, Steve	176
5	Davies, Steven	150
6	Hick, Graeme	148



Yorkshire

Pos	Player	Points
1	Bresnan, Timothy	346
2	McGrath, Anthony	312
3	Rudolph, Jacques	263
4	Brophy, Gerard	224
5	Gale, Andrew	201
6	Rashid, Adil	198

Forthcoming fixtures

Wednesday 16th July

(11.00 unless stated)
 LV County Championship - Division One (day 1 of 4)
 Taunton: Somerset v Kent
 Guildford: Surrey v Durham
 Arundel: Sussex v Hampshire
 LV County Championship - Division Two (day 1 of 4)
 Uxbridge: Middlesex v Warwickshire
 Northampton: Northamptonshire v Derbyshire
 NatWest Pro40 - Division Two (1 day)
 Chelmsford: Essex Eagles v Yorkshire Phoenix (16.30)
 Tour Match (day 1 of 3)
 Grace Road: Leicestershire v Bangladesh A

Thursday 17th July

(11.00 unless stated)
 LV County Championship - Division Two (day 1 of 4)
 New Road: Worcestershire v Glamorgan
 NatWest Pro40 - Div One (1 day)
 Old Trafford: Lancashire Lightning v Gloucestershire Gladiators (16.30)

Friday 18th July

(11.00)
 Second npower Test Match (day 1 of 5) Headingley Carnegie: England v South Africa

Sunday 20th July

(13.00 unless stated)
 NatWest Pro40 - Div One (1 day)
 Uxbridge: Middlesex Crusaders v Durham Dynamos
 Trent Bridge: Nottinghamshire Outlaws v Hampshire Hawks
 Arundel: Sussex Sharks v Somerset Sabres
 NatWest Pro40 - Div Two (1 day)
 Grace Road: Leicestershire Foxes v Essex Eagles
 Northampton: Northamptonshire Steelbacks v Derbyshire Phantoms
 Guildford: Surrey Brown Caps v Yorkshire Phoenix (13.45)
 Edgbaston: Warwickshire Bears v Kent Spitfires

Monday 21st July

(11.00)
 Tour Match (day 1 of 3)
 Derby: Derbyshire v Bangladesh A

Tuesday 22nd July

(11.00)
 LV County Championship - Division One (day 1 of 4)
 Old Trafford: Lancashire v Hampshire
 Trent Bridge: Nottinghamshire v Yorkshire
 LV County Championship - Division Two (day 1 of 4)
 Chelmsford: Essex v Gloucestershire
 Lord's: Middlesex v Worcestershire
 Northampton: Northamptonshire v Leicestershire

Wednesday 23rd July

(11.00 unless stated)
 First Test Match (day 1 of 5)
 Colombo: Sri Lanka v India (06.00)
 NatWest Pro40 - Div One (1 day)
 Riverside: Durham Dynamos v Somerset Sabres (16.30)

Thursday 24th July

(16.30)
 NatWest Pro40 - Div Two (1 day)
 The SWALEC Stadium: Glamorgan Dragons v Surrey Brown Caps

Friday 25th July

(11.00)
 Tour Match (day 1 of 3)
 New Road: South Africa v Bangladesh A

Saturday 26th July

(11.00 unless stated)
 Twenty20 Cup - Semi Final (1 day)
 The Rose Bowl: Kent v Essex (11.30)
 The Rose Bowl: Middlesex v TBC (15.00)
 Twenty20 Cup Final (1 day)
 The Rose Bowl: TBC v TBC (19.15)
 First U-19 Test Match (day 1 of 4)
 Taunton: England Under 19 v New Zealand Under 19

About the MVP

An Introduction

The PCA Player MVP were introduced in 2007 with the aim of identifying the Most Valuable Player (MVP).

Unlike other rankings they combine calculations from all domestic competitions and across all aspects of a player's game. However they can also be broken down to focus on individual competitions and specific playing roles. The formula behind the rankings was devised by PCA members, who took into account their own match experiences and the relative achievements of bowlers, batsmen, wicket-keepers and fielders.

By combining all those disciplines the rankings add up to the newest benchmark in the game.

The rankings are powered by data from PA Sport, the global leader in sports information. They are updated following the conclusion of every game from the county circuit.

The MVP concept has now become integrated into the fabric of English cricket.

Background

During 2006 the PCA undertook an extensive review of all player performance data in the game.

We found:

> Too much focus on individual elements of the game – averages, run rates, wickets taken.

> A need for more relevance to all aspects of the game.

> A need to reflect a player's total contribution to the team.

So we set out to devise a system that rewards players who are skilled in multiple disciplines – taking wickets, scoring runs, holding catches and effecting run-outs.

The Design Challenge

During the 2006 season the PCA's MVP Committee – including a cross-section of players - carried out the following steps:

> Conducted an overview of existing player data.

> Designed the PCA MVP concept and identified the objectives.

> Devised a formula to process a player's contribution to any match.

> Logged the scores for the first half of the season, reviewed the data for 10 players and then refined the formula.
 > Conducted an end-of-season review, focusing on comparing performances.

Current and former players from the domestic game and the international arena were involved every step of the way to ensure the end result truly reflected the views of the people in the thick of the action.

The Formula

The PCA MVP are based on a cumulative points system that rewards players for every run scored, every wicket taken and every catch held.

In simple terms the points gained for batting, bowling, fielding, captaincy and winning – across every competition – add up to a player's total MVP points. Bonus points can also be scored.

Batting – Batting points are based on runs scored plus percentage of a team's total.

Bonus points for reaching a century, achieving a benchmark run rate, scoring more than 30% of a team's runs

Bowling – The basis for are points for batsmen's order in the line-up minus economy rate.

Bonus points for achieving a benchmark economy rate, taking more than five wickets in an innings, bowling maiden overs.

Fielding – Points are accumulated for holding catches, effecting run-outs, stumpings.

Bonus points for five fielding dismissals in an innings.

All members of a winning team receive a bonus, and additional bonus points are awarded to the captain of a winning team.

Bulletin contacts

Professional Cricketers' Association

Jason Ratcliffe (Assistant CEO)
 5 Utopia Village, 7 Chalcot Road, Primrose Hill, London, NW1 8LH
 Tel 0207 449 4228/Mob 07768 558 050
 Fax 0207 586 8520;
 E-mail jratcliffe@thepca.co.uk

PA Sport

Damian Sharp (Cricket Manager)
 Tel 01430 455275; Fax 0870 124 0155,
 E-mail damian.sharp@pa.press.net

This bulletin is produced for the pca by

